




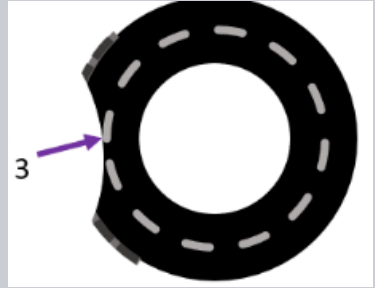





Operation Airbrake

**Lt. Aaron Hayden, Maine State Police
Program Chair**


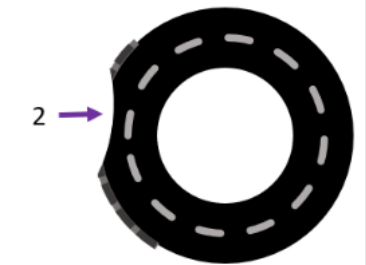

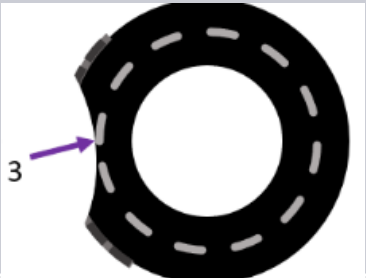

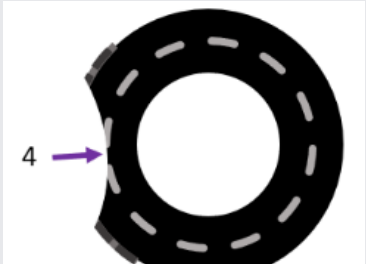

U.S. and Canada: 9,132 total inspections




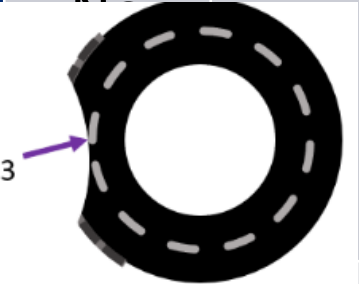

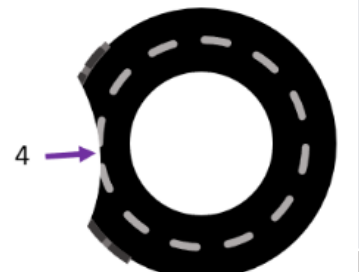

- U.S. conducted 8,750 inspections and the brake related OOS rate was 14%.
- Canada conducted 382 inspections and the brake related OOS rate was 16.2%.

2022 Brake Safety Day - Defect Description	OOS	Brake Hose Cross Section Graphic	Chafing Violation Photos	U.S.	Canada	North America
Category 1. Wear extends into outer protective material, where applicable.	No		No image available.	32%	25%	32%
Category 2. Wear extends through outer protective material into outer rubber cover.	No			37%	36%	37%
Category 3. Wear makes reinforcement ply visible, but ply is intact.	No			13%	10%	13%
Category 4. Any part of the fabric/steel braid reinforcement ply is frayed, severed or cut through.	Yes			17%	28%	18%

U.S., Canada and Mexico inspections: 38,462 total inspections

- U.S. conducted 34,747 inspections and the brake related OOS rate was 13%
- Canada conducted 1,975 inspections and the brake related OOS rate was 18%.
- Mexico conducted 1,740 inspections and the brake related OOS rate was 3%

2022 Brake Safety Week - Defect Description	OOS	Brake Hose Cross Section Graphic	Chafing Violation Photos	U.S.	Canada	Mexico	North America
Category 1. Wear extends into outer protective material, where applicable.	No		No image available.	32%	31%	34%	32%
Category 2. Wear extends through outer protective material into outer rubber cover.	No			36%	41%	22%	36%
Category 3. Wear makes reinforcement ply visible, but ply is intact.	No			14%	15%	29%	14%
Category 4. Any part of the fabric/steel braid reinforcement ply is frayed, severed or cut through.	Yes			19%	13%	15%	18%

2022 Brake Safety Week - Defect Description	OOS	Brake Hose Cross Section Graphic	Chafing Violation Photos	ME. 534 74 vio
Category 1. Wear extends into outer protective material, where applicable.	No		No image available.	21%
Category 2. Wear extends through outer protective material into outer rubber cover.	No			26%
Category 3. Wear makes reinforcement ply visible, but ply is intact.	No			5%
Category 4. Any part of the fabric/steel braid reinforcement ply is frayed, severed or cut through.	Yes			3%

Brake Safety Week 2022
Photo Credit: Alberta



Brake Safety Week
Photo Credit: Alberta



Brake Safety Week 2022

Aug. 21-27



PBBT inspections during Brake Safety Week 2022

- Eight jurisdictions reported PBBT inspections during Brake Safety Week
- 423 inspections of trucks with PBBT
- 8% of these were OOS in the PBBT (35 inspections)
- 44% of trucks or combinations tested on PBBT were found with at least one wheel indicated end below 43.5% braking efficiency. Enforcement action is only taken for a complete vehicle or combination, but this illustrates how likely at least one brake underperforms

2022 International Roadcheck - 59,026 Inspections (Canada, Mexico and the U.S.)

- Over the three days of the Commercial Vehicle Safety Alliance's (CVSA) International Roadcheck commercial motor vehicle inspection and enforcement initiative, CVSA-certified inspectors conducted **59,026** inspections and placed **12,456** commercial motor vehicles and **3,714** commercial motor vehicle drivers out of service.

2022 International Roadcheck - 59,026 Inspections (Canada, Mexico and the U.S.)

- The week of ROADCHECK Troop K conducted 1,408 MCSAP Safety Inspections:

- 530 **Driver Violations**
- 67 False Logbooks
- 194 Hours-of-Service Violations
- 17 OAS/Disqualified Drivers
- 15 Drug/Alcohol
- 183 Driver Out-Of-Service Violations
- 1542 **Vehicle Violations**
- 641 Brake Violations
- 220 Lighting Defects
- 35 Steering/Suspension Violations
- 212 Tire/Wheels
- 26 Load Securement Violations
- 404 Vehicle Out-Of-Service Violations

2022 International Roadcheck - 59,026 Inspections (Canada, Mexico and the U.S.)

Top Five Vehicle Out-of-Service Violations

Violation Category	# of OOS Vehicle Violations	% of OOS Vehicle Violations
Brake Systems	4,592	25.2%
Tires	3,374	18.5%
Defective Service Brakes	2,309	12.7%
Lights	2,219	12.2%
Cargo Securement	1,934	10.6%

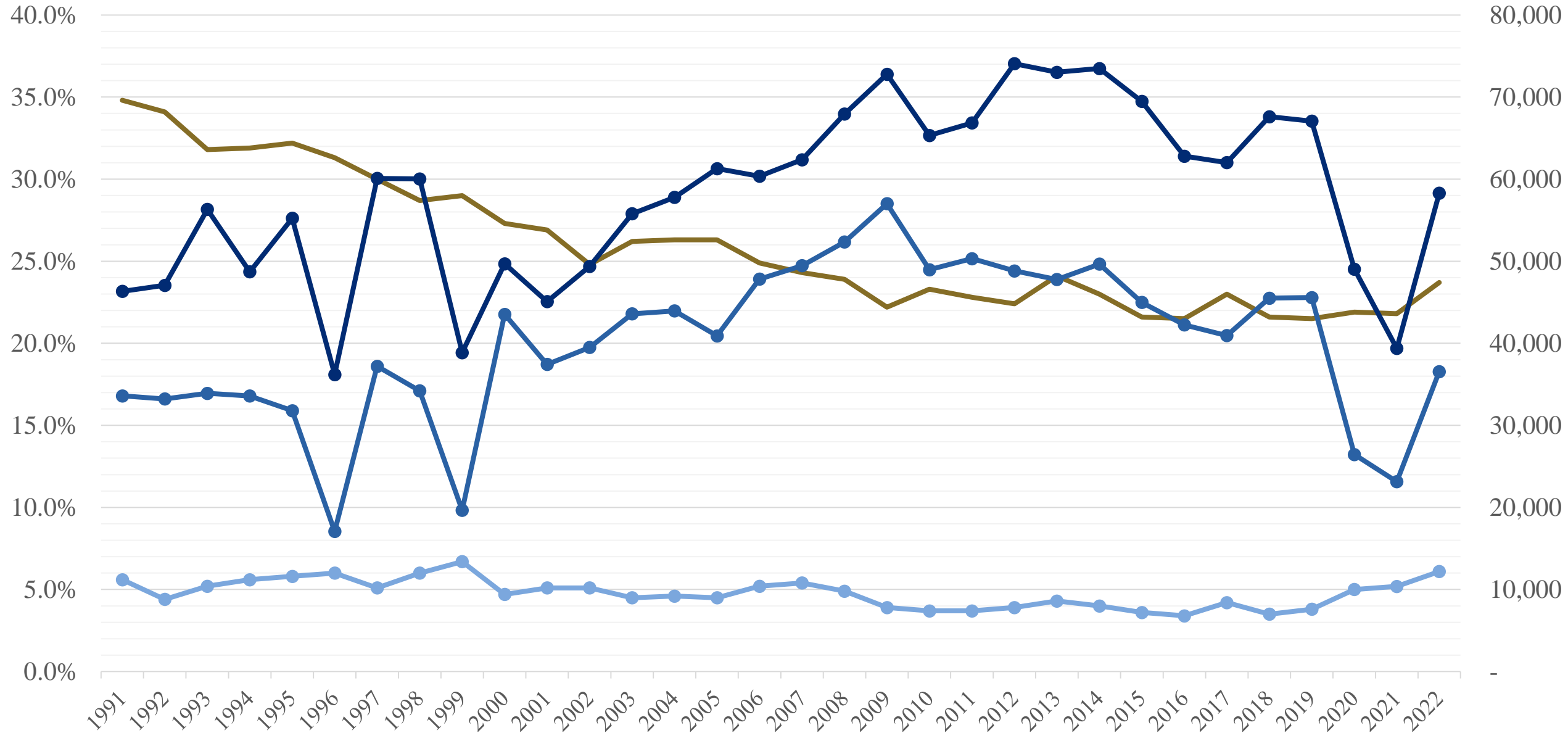
2022 International Roadcheck - 59,026 Inspections (Canada, Mexico and the U.S.)

Top Five Driver Out-of-Service Violations

Violation Category	# of OOS Driver Violations	% of OOS Driver Violations
False Logs	1,901	45.0%
Wrong Class License	1,045	24.7%
Suspended License	251	5.9%
No Medical Card	222	5.3%
Other	205	4.9%

Historical International Roadcheck Level I Inspection Vehicle and Driver OOS Rates

- Level I Vehicle OOS % (Roadcheck)
- Level I Driver OOS % (Roadcheck)
- Total Roadcheck Inspections (US and Canada only)
- Level I Inspections (Roadcheck)



Operation Airbrake 2023



- During Brake Safety Week 2022 Maine and Montana completed over 700 beta test inspection submissions.
- We are improving the data form based on input from these testers
- We have an idea about what kinds of information we may see
- Here is the web application link for OAB data entry (beta version; powered by Survey Monkey):

<https://www.surveymonkey.com/r/RYB89BK>