

Norman Patchell
Safety Director



Dashcams



Safety

Request Video

Select Group

Quick Actions

Fleet View

Compliance

Safety

Fuel

Maintenance

Messages

Documents

Facilities

Load Board

Reports

Marketplace

Earn Cash

Admin

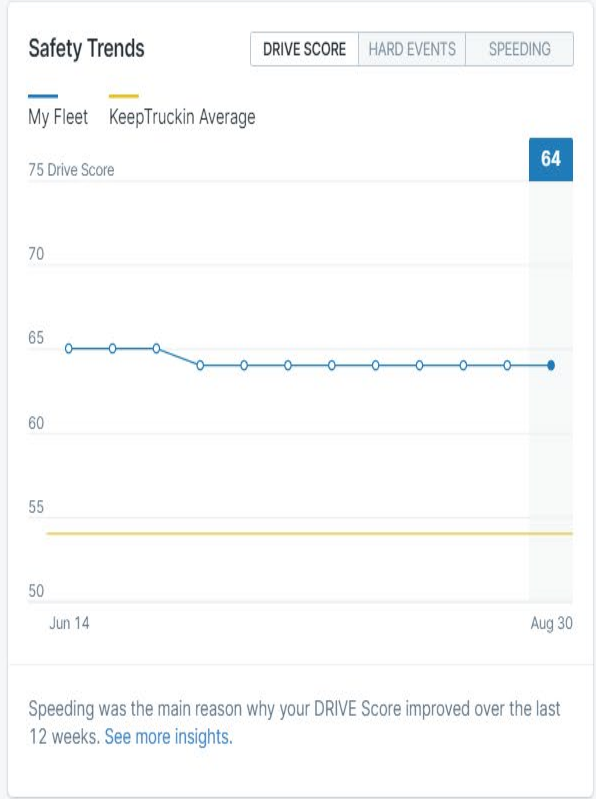
Norman Patchell

Overview Drivers Events Speeding Requests Insights Dashcams

DRIVE Score Summary / Aug 23 - Aug 29 vs. Previous Week

64 UPDATED 08/30

	LAST WEEK	LAST 4 WEEKS	LAST 12 WEEKS
Distance (mi)	143.5K ↓ 4%		
Duration (hrs)	2.9K ↓ 4%		
Active Drivers	96 ↑ 2		
Hard Events	80 ↓ 27%		
Speeding	3.5% ↓ 1		
Collisions	0		



Risk Factors / Aug 23 - Aug 29

	EVENTS / 1K MI
Hard Brake	0.4 ↓ 30%
Hard Corner	0.2 ↓ 1%
Hard Acceleration	0 --

Event Behavior

	% OF DRIVERS
Distraction	2.1% ↓ 1
Close Following	2.1% --
Lane Cutoff	1% ↓ 1
Drowsiness	1% ↑ 1
Seat Belt Violation	1% ↓ 1
Smoking	1% --
Cell Phone Usage	0% ↓ 1
Near Collision	0% ↓ 1
Unsafe Lane Change	0% --

- Action Center**
- Review Events 1000+ Last event 2h ago
 - Review Coachable Events 0
 - Review Recent Speeding 429 From last 24 hrs

- Notifications**
- View Dashcam Report 0 No Updates
 - View Requested Videos 3 Last 24 hrs • 3 requests pending

- Quick Links**
- DRIVE Score: 101 Guide
 - Safety Event Report



Safety

Request Video

Select Group

Quick Actions

Fleet View NEW

Compliance

Safety

Fuel

Maintenance

Messages

Documents

Facilities

Load Board

Reports

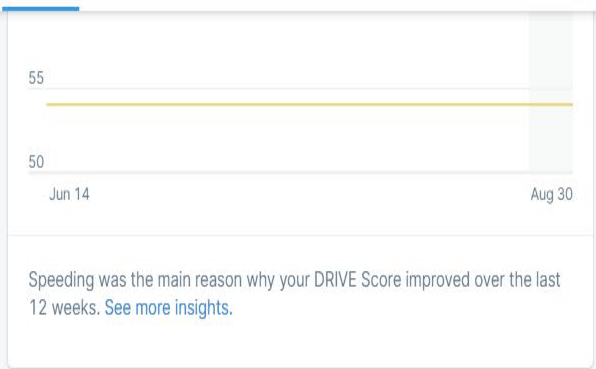
Marketplace NEW

Earn Cash

Admin

Norman Patchell

Overview Drivers Events Speeding Requests Insights Dashcams



Lane Cutoff	1%	↓1
Drowsiness	1%	↑1
Seat Belt Violation	1%	↓1
Smoking	1%	--
Cell Phone Usage	0%	↓1
Near Collision	0%	↓1
Unsafe Lane Change	0%	--

View Requested Videos 3
Last 24 hrs • 3 requests pending

- Quick Links**
- [DRIVE Score: 101 Guide](#)
 - [Safety Event Report](#)
 - [Video Requests](#)
 - [Connection History](#)
 - [Dashcam Support](#)

Driver Performance View All Drivers

Bottom Drivers		Top Drivers	
UPDATED 08/30		UPDATED 08/30	
█	-- 21	█	-- 92
█	-- 26	█	-- 92
█	-- 28	█	-- 90
█	-- 31	█	-- 90
█	-- 34	█	-- 89

Unlock the Coaching Funnel by Reviewing Hard Events

Your coaching activity will show up here after you start using Driver Coaching.

[Learn More](#)

KEEP TRUCKIN

Safety

Request Video

Select Group

Quick Actions

Fleet View NEW

Compliance

Safety

Fuel

Maintenance

Messages

Documents

Facilities

Load Board NEW

Reports

Marketplace NEW

Earn Cash













Admin

Norman Patchell

Overview Drivers Events Speeding Requests Insights Dashcams

Video only

Show all DRIVE events

	DATE / TIME	SEVERITY	EVENT / RISK FACTORS	DRIVER / VEHICLE	LOCATION
 	Sep 02, 5:14 AM	Low	Hard Brake	██████████ 459	15.0 mi W of Belfast, ME
 	Sep 01, 9:29 PM	Medium	Hard Brake Camera Obstruction	██████████ 424	Topsham, ME
 	Sep 01, 3:53 PM	High	Hard Brake	██████████ 459	3.1 mi N of Waterville, ME
 	Sep 01, 1:50 PM	High	Hard Corner	██████████ 394	14.6 mi W of Belfast, ME
 	Sep 01, 10:49 AM	High	Distraction Hard Corner	██████████ 360	16.0 mi S of Berlin, NH
 	Sep 01, 9:07 AM	Medium	Hard Brake Camera Obstruction	██████████ 437	4.9 mi SW of Bangor, ME



Safety

Request Video

Select Group

Quick Actions

Fleet View NEW

Compliance

Safety

Fuel

Maintenance

Messages

Documents

Facilities

Load Board

Reports

Marketplace NEW

Earn Cash

Admin







Norman Patchell

Overview Drivers **Events** Speeding Requests Insights Dashcams

Jan 01 - Sep 01 Any Severity Drivers & Vehicles Pending Review Video only

Show all DRIVE events

- All Events
- Camera Obstruction
- Cell Phone Usage
- Close Following
- Collision
- Delayed Response
- Distraction

	DATE / TIME	SEVERITY	EVENT / RISK FACTORS	VEHICLE	LOCATION
	Sep 01, 9:29 PM	Medium	Hard Brake Camera Obstruction		Topsham, ME
	Sep 01, 3:53 PM	High	Hard Brake	[REDACTED] 459	3.1 mi N of Waterville, ME
	Sep 01, 1:50 PM	High	Hard Corner	[REDACTED] 394	14.6 mi W of Belfast, ME
	Sep 01, 10:49 AM	High	Distraction Hard Corner	[REDACTED] 360	16.0 mi S of Berlin, NH
	Sep 01, 9:07 AM	Medium	Hard Brake Camera Obstruction	[REDACTED] 437	4.9 mi SW of Bangor, ME
	Sep 01, 8:49 AM	High	Hard Brake	[REDACTED] 456	Greenfield Town, MA



Pending Review

Notes

2 / 2918

Select Group

Quick Actions

Fleet View

Compliance

Safety

Fuel

Maintenance

Messages

Documents

Facilities

Load Board

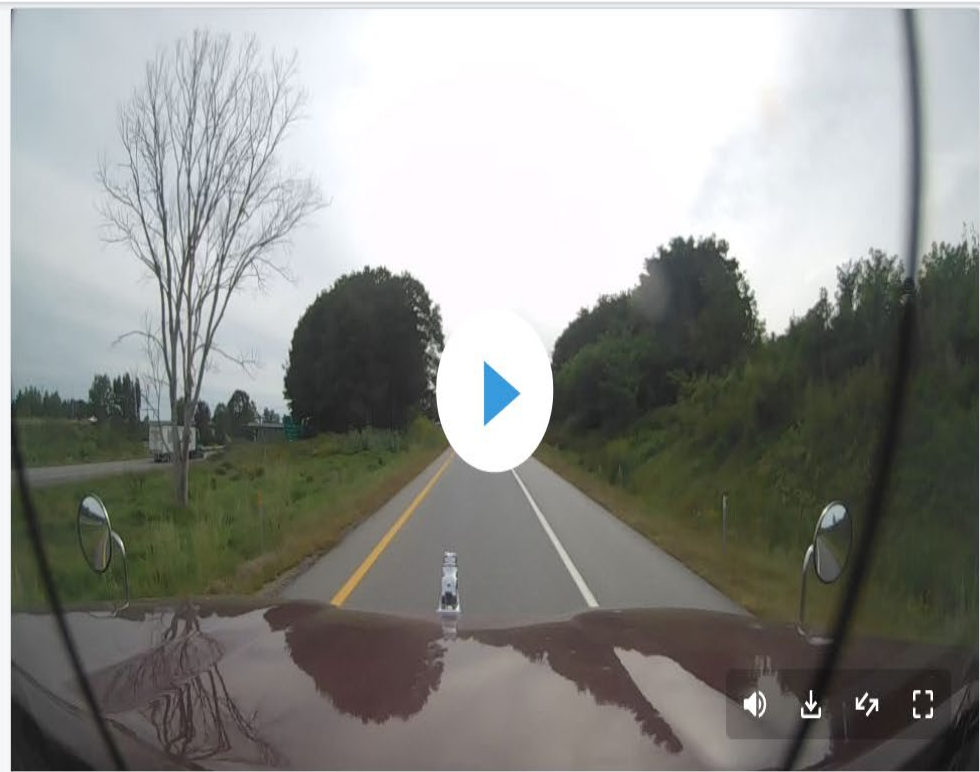
Reports

Marketplace

Earn Cash

Admin

Norman Patchell



SEVERITY	High
RISK FACTORS	Hard Brake
INTENSITY	-6 mph/s · Braking Intensity
DURATION	3 secs
TIME	Sep 01, 3:52 PM
LOCATION	3.1 mi N of Waterville, ME
BEARING	226.01° to 223.97°
SPEED	48 mph to 32 mph



Pending Review

Notes

2 / 2918

Select Group

Quick Actions

Fleet View

Compliance

Safety

Fuel

Maintenance

Messages

Documents

Facilities

Load Board

Reports

Marketplace

Earn Cash

Admin

Norman Patchell



SEVERITY	High
RISK FACTORS	Hard Brake
INTENSITY	-6 mph/s · Braking Intensity
DURATION	3 secs
TIME	Sep 01, 3:52 PM
LOCATION	3.1 mi N of Waterville, ME
BEARING	226.01° to 223.97°
SPEED	48 mph to 32 mph







KEEP TRUCKIN

Safety / Events / Hard Brake - Sep 01, 3:52 PM

Pending Review

Notes

2/2918

- Select Group
- Quick Actions
- Fleet View NEW
- Compliance
- Safety
- Fuel
- Maintenance
- Messages
- Documents
- Facilities
- Load Board
- Reports
- Marketplace NEW
- Earn Cash
- Admin
- Norman Patchell



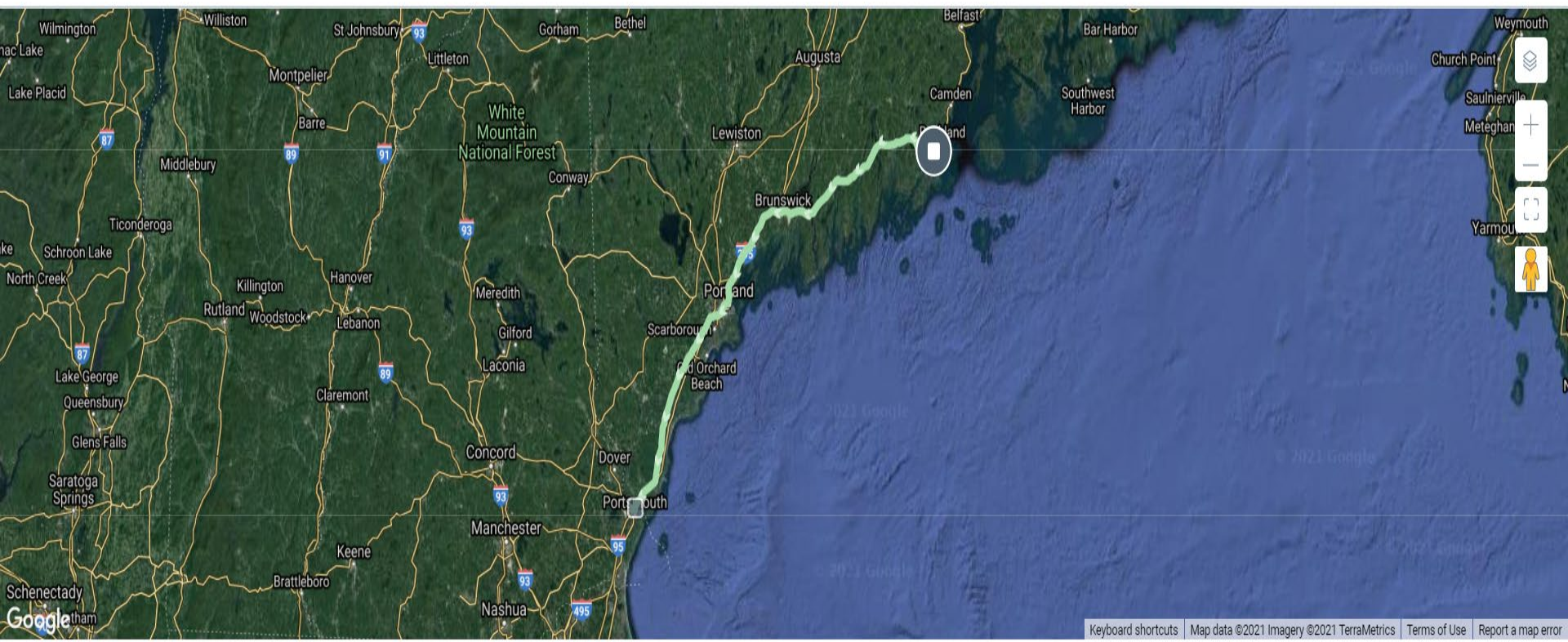
SEVERITY	High
RISK FACTORS	Hard Brake
INTENSITY	-6 mph/s · Braking Intensity
DURATION	3 secs
TIME	Sep 01, 3:52 PM
LOCATION	3.1 mi N of Waterville, ME
BEARING	226.01 ° to 223.97 °

Video Requests

Request Video

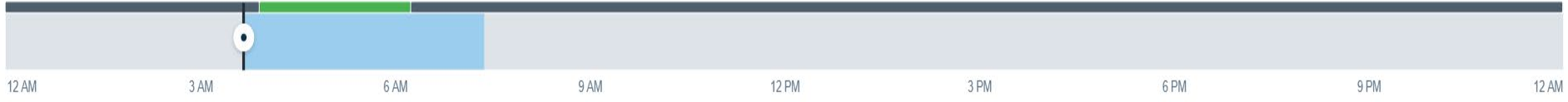
472

Sep 03, 2021



0 LIMIT - 03:40 AM
2.7 mi SW of Rockland, ME

- HARD ACCELERATION
- HARD BRAKE
- HARD CORNER
- STOP
- REQUEST
- VIDEO



Time of Request 3:40 AM EDT up to 1 minute

Cancel Request Video



Safety

Request Video

Select Group

Quick Actions

Fleet View NEW

Compliance

Safety

Fuel

Maintenance

Messages

Documents

Facilities

Load Board NEW

Reports

Marketplace NEW





Earn Cash

Admin

Norman Patchell

Overview Drivers Events Speeding Requests Insights Dashcams

May 01 - Sep 03 

	PREVIEW	DRIVER / VEHICLE	DURATION	TIME OF VIDEO	REQUESTED AT	
		 410	1 min	Jul 29, 10:37 PM Presque Isle, ME	Aug 03, 9:35 AM Norman Patchell	Download
		 410	1 min	Jul 29, 10:36 PM Presque Isle, ME	Aug 03, 9:35 AM Norman Patchell	Download
		 443	1 min	Aug 02, 12:29 PM Topsham, ME	Aug 02, 2:23 PM Norman Patchell	Download
		 443	1 min	Aug 02, 12:28 PM Topsham, ME	Aug 02, 2:23 PM Norman Patchell	Download
		 443	1 min	Aug 02, 12:27 PM Topsham, ME	Aug 02, 2:23 PM Norman Patchell	Download
		 443	1 min	Aug 02, 12:26 PM Topsham, ME	Aug 02, 2:22 PM Norman Patchell	Download
				Aug 02, 12:25 PM	Aug 02, 2:22 PM	

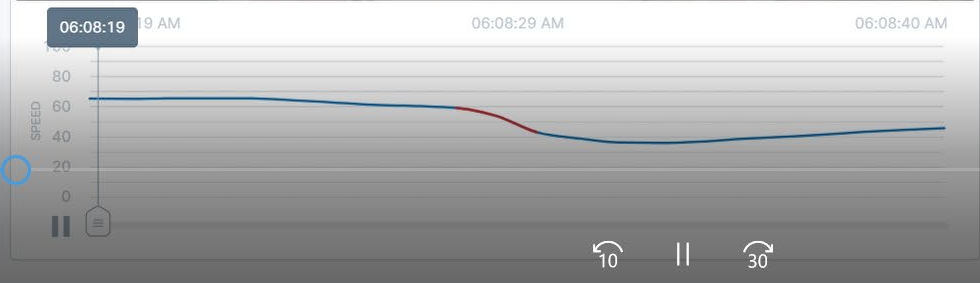


Near Misses

- KEEP TRUCKIN**
- Select Group
 - Quick Actions
 - Fleet View NEW
 - Compliance
 - Safety**
 - Fuel
 - Maintenance
 - Messages
 - Documents
 - Facilities
 - Load Board
 - Reports
 - Marketplace NEW
 - Earn Cash
- 0:00:03
Admin
- Norman Patchell

Safety / Events / Hard Brake - Jul 02, 6:08 AM

Pending Review Notes



SEVERITY	N/A ?
RISK FACTORS	Hard Brake
INTENSITY	-11 mph/s · Braking Intensity
DURATION	2 secs
TIME	Jul 02, 6:08 AM
LOCATION	Newburyport, MA
BEARING	31.16 ° to 30.59 °
SPEED	59 mph to 42 mph

0:00:22

6

Dashboard - KeepTruckin x +

https://web.keeptruckin.com/en-US/#/safety/events/302690222


KEEP TRUCKIN

Safety / Events / Hard Brake - Jul 13, 9:37 AM

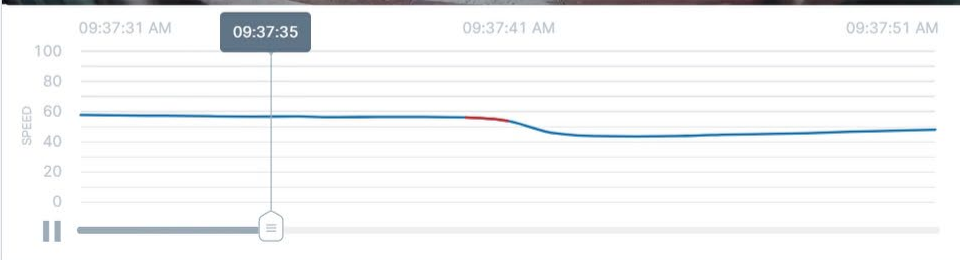
Pending Review Notes

Select Group Quick Actions


Fleet View Compliance Safety Fuel Maintenance Messages Documents Facilities Load Board Reports Marketplace Earn Cash Admin Norman Patchell



56 MPH N



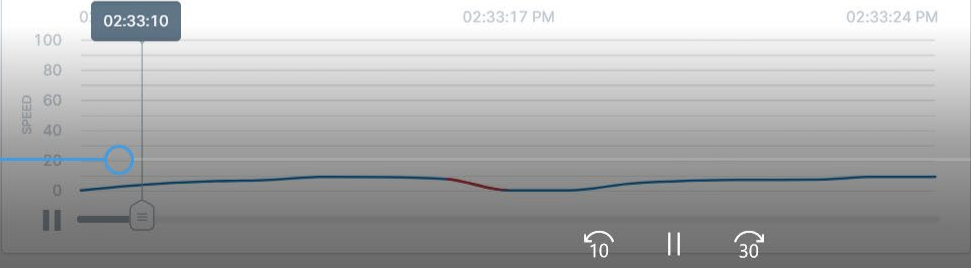
09:37:31 AM 09:37:35 09:37:41 AM 09:37:51 AM



SEVERITY	N/A ?
RISK FACTORS	Hard Brake
INTENSITY	-8 mph/s · Braking Intensity
DURATION	1 sec
TIME	Jul 13, 9:37 AM
LOCATION	12.9 mi NE of Keene, NH
BEARING	344.07 ° to 346.38 °
SPEED	56 mph to 53 mph

6

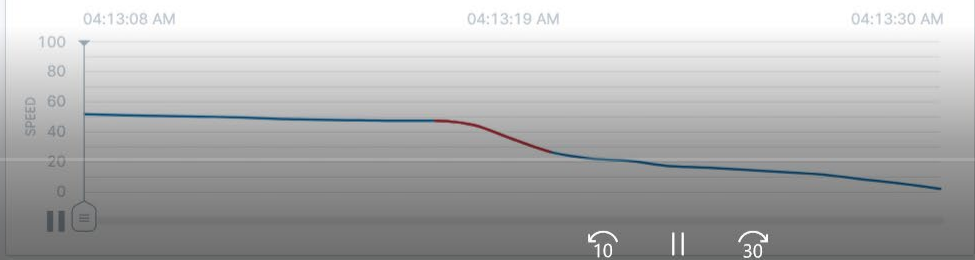
- Select Group
- Quick Actions
- Fleet View NEW
- Compliance
- Safety
- Fuel
- Maintenance
- Messages
- Documents
- Facilities
- Load Board
- Reports
- Marketplace NEW
- Earn Cash



SEVERITY	High
RISK FACTORS	Hard Brake, Near Collision
INTENSITY	-7 mph/s · Braking Intensity
DURATION	1 sec
TIME	Aug 19, 2:33 PM
LOCATION	39.1 mi S of Presque Isle, ME
BEARING	88.53 ° to 88.08 °
SPEED	7 mph to 0 mph

- KEEP TRUCKIN
- Select Group
- Quick Actions
- Fleet View NEW
- Overview
- Logs
- Trips
- Safety
- Maintenance
- Utilization
- Fuel
- Messages
- Documents
- Facilities
- Reports
- Marketplace NEW
- 0:00:02 Admin
- Norman Patchell

Safety > Events > Near Collision - Feb 04, 5:13 AM



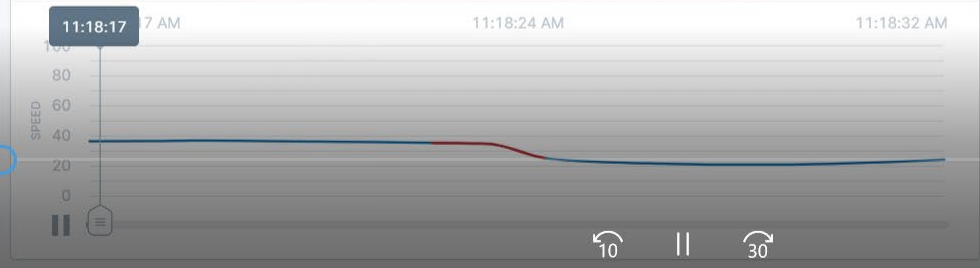

Details

RISK FACTORS	Near Collision × Lane Cutoff × Hard Brake + Add
INTENSITY	9 mph/s · Braking Intensity
DURATION	3 secs
TIME	Feb 04, 5:13 AM
LOCATION	Portland, ME
BEARING	176.73 ° to 187.67 ° 0:00:24
SPEED	47.17 mph to 26.16 mph 360°

- KEEP TRUCKIN
- Select Group
- Quick Actions
- Fleet View NEW
- Compliance
- Safety
- Fuel
- Maintenance
- Messages
- Documents
- Facilities
- Load Board
- Reports
- Marketplace NEW
- Earn Cash
- 0:00:02 Admin
- Norman Patchell

Safety / Events / Lane Cutoff - Jul 27, 11:18 AM

Pending Review | Notes | 16 / 74



SEVERITY	N/A
RISK FACTORS	Hard Brake, Lane Cutoff, Camera Obstruction
INTENSITY	-10 mph/s · Braking Intensity
DURATION	2 secs
TIME	Jul 27, 11:18 AM
LOCATION	2.0 mi W of Saint John, NB
BEARING	209.22 ° to 203.42 °
SPEED	35 mph to 25 mph

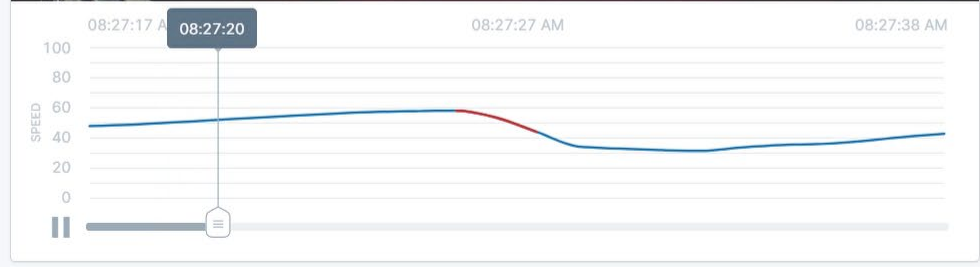
0:00:16

6

- KEEP TRUCKIN
- Select Group
- Quick Actions
- Fleet View NEW
- Compliance
- Safety
- Fuel
- Maintenance
- Messages
- Documents
- Facilities
- Load Board
- Reports
- Marketplace NEW
- Earn Cash
- Admin
- Norman Patchell

Safety / Events / Near Collision - Apr 13, 8:27 AM

Pending Review | Notes | 46 / 73



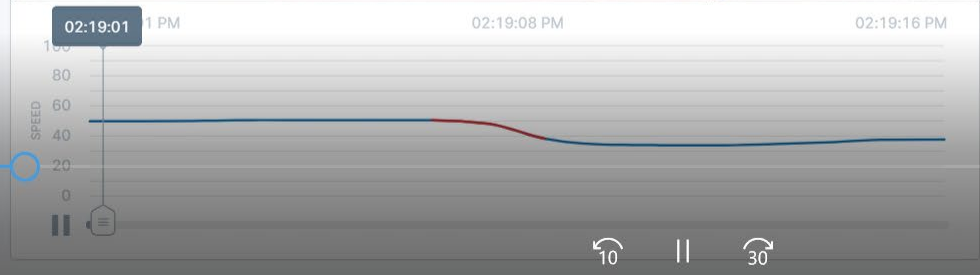
SEVERITY	N/A
RISK FACTORS	Hard Brake, Near Collision, Lane Cutoff
INTENSITY	-10 mph/s · Braking Intensity
DURATION	2 secs
TIME	Apr 13, 8:27 AM
LOCATION	Providence, RI
BEARING	187.05 ° to 184.69 °
SPEED	58 mph to 44 mph



- KEEP TRUCKIN
- Select Group
- Quick Actions
- Fleet View NEW
- Compliance
- Safety
- Fuel
- Maintenance
- Messages
- Documents
- Facilities
- Load Board
- Reports
- Marketplace NEW
- Earn Cash
- 0:00:02 Admin
- Norman Patchell

Safety / Events / Lane Cutoff - Jul 27, 2:19 PM

Pending Review Notes 16 / 92



SEVERITY	N/A ?
RISK FACTORS	Hard Brake, Lane Cutoff
INTENSITY	-10 mph/s · Braking Intensity
DURATION	2 secs
TIME	Jul 27, 2:19 PM
LOCATION	7.2 mi W of Rockland, ME
BEARING	162.67 ° to 161.52 °
SPEED	50 mph to 38 mph



KEEP TRUCKIN


Safety / Events / Lane Cutoff - Aug 17, 6:26 AM

Pending Review

Notes

5 / 92

- Select Group
- Quick Actions
- Fleet View NEW
- Compliance
- Safety
- Fuel
- Maintenance
- Messages
- Documents
- Facilities
- Load Board
- Reports
- Marketplace NEW
- Earn Cash
- 0:00:05 Admin
- Norman Patchell



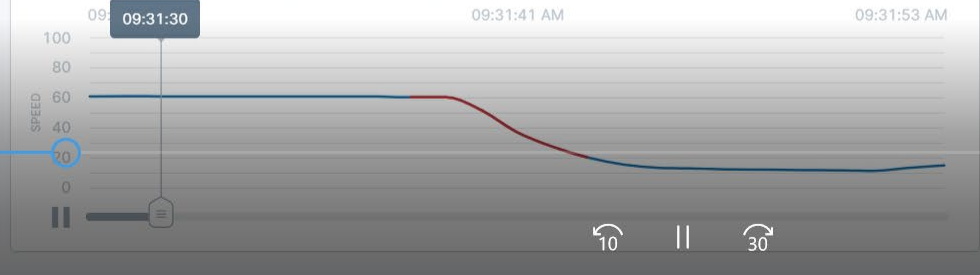
SEVERITY	N/A ?
RISK FACTORS	Hard Brake, Lane Cutoff
INTENSITY	-8 mph/s · Braking Intensity
DURATION	4 secs
TIME	Aug 17, 6:26 AM
LOCATION	Chelsea, MA
BEARING	135.32 ° to 137.42 °
SPEED	40 mph to 11 mph



- KEEP TRUCKIN
- Select Group
- Quick Actions
- Fleet View NEW
- Compliance
- Safety
- Fuel
- Maintenance
- Messages
- Documents
- Facilities
- Load Board
- Reports
- Marketplace NEW
- Earn Cash
- 0:00:04 Admin
- Norman Patchell

Safety / Events / Close Following - Apr 22, 9:31 AM

Pending Review | Notes | 47 / 81

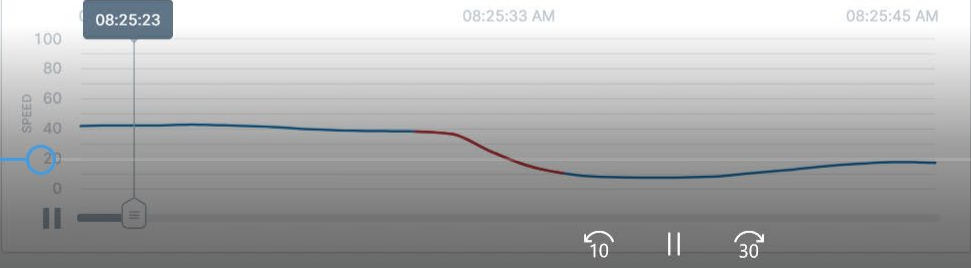


SEVERITY	N/A
RISK FACTORS	Hard Brake, Close Following
INTENSITY	-15 mph/s · Braking Intensity
DURATION	5 secs
TIME	Apr 22, 9:31 AM
LOCATION	Portland, ME
BEARING	152.55 ° to 142.67 °
SPEED	60 mph to 20 mph

- KEEP TRUCKIN
- Select Group
- Quick Actions
- Fleet View NEW
- Compliance
- Safety
- Fuel
- Maintenance
- Messages
- Documents
- Facilities
- Load Board
- Reports
- Marketplace NEW
- Earn Cash
- 0:00:03 Admin
- Norman Patchell

Safety / Events / Lane Cutoff - Apr 19, 8:25 AM

Pending Review | Notes | 55 / 81 | Update



SEVERITY	N/A ?
RISK FACTORS	Hard Brake, Lane Cutoff
INTENSITY	-11 mph/s · Braking Intensity
DURATION	4 secs
TIME	Apr 19, 8:25 AM
LOCATION	13.4 mi W of Rockland, ME
BEARING	260.02 ° to 262.57 °
SPEED	38 mph to 10 mph

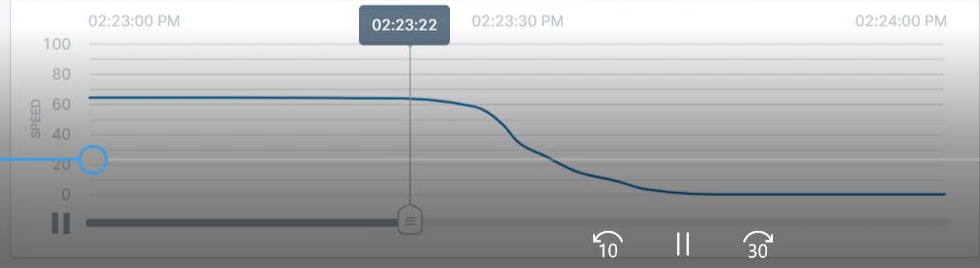
0:00:21

6

- KEEP TRUCKIN
- Select Group
- Quick Actions
- Fleet View NEW
- Compliance
- Safety
- Fuel
- Maintenance
- Messages
- Documents
- Facilities
- Load Board
- Reports
- Marketplace NEW
- Earn Cash
- 0:00:03 Admin
- Norman Patchell

Safety / Requests / Requested Video - Aug 13, 2:23 PM

2/3



Details

Driver	Chad Gray
Vehicle	424
Time	Aug 13, 2:23 PM
Location	Topsham, ME
Bearing	275.72 ° to 232.21 °
Speed	64.1 mph to 0 mph
Limit	50 mph to 50 mph
Requested by	Kristie Malek

0:00:15



Dashcam Violation Policy 2019

At the November 2017 driver's meetings, I introduced the use of dashcams. I went on to explain what the triggers were for an event to be recorded. The intent on installing the cameras was to add protection for the driver and H.O. Bouchard in the event we are involved in a motor vehicle accident. The captured videos have already helped exonerate drivers of any wrong doing and cleared H.O. Bouchard of any serious liability claims. Since then, it has been made clear that if violations result from the triggered videos, those violations must be addressed. **I cannot and will not pretend I did not see them.**

49 C.F.R. §392.16 (a) States that “No driver shall operate a commercial motor vehicle, and a motor carrier shall not require or permit a driver to operate a commercial motor vehicle, that has a seatbelt assembly installed at the driver’s seat unless the driver is properly restrained by the seatbelt assembly.”

Violating this law carries serious penalties for Unsafe Driving and has a great impact on company safety scores. A properly worn seatbelt also affects the seriousness of injury, should you be involved in an accident. Injuries on the job are covered under our workers compensation insurance. Please help us minimize the risk and fasten your seatbelt properly.

49 C.F.R. §392.82 (a)(1)(2) States that “No driver shall use a hand-held mobile telephone while driving a commercial motor vehicle. No motor carrier shall allow or require its drivers to use a hand-held mobile telephone while driving a CMV.” (b) Definition. For the purpose of this section, *driving* means operating a CMV on a highway, including while temporarily stationary because of traffic, a traffic control device, or other momentary delays. Violating this law carries the highest penalties for Unsafe Driving. Distracted driving is a serious offense and will not be tolerated.

Penalties for violating this policy are as followed and effective immediately:

First Offense will be a written warning.

Second Offense will be a loss of the safety day if you are eligible. Loss of safety day does not disqualify the employee from safety incentive pay raise if eligible.

Third Offense will be one week off without pay. Disqualification of safety incentive pay raise if eligible.

Fourth Offense will be termination of employment.

Employee Name: _____	Violation: _____	_____ Seatbelt-Non Use
		_____ Seatbelt-Improper Use
Violation Date(s): _____		_____ Using Hand-Held Cellphone
		_____ Other _____

Penalty: _____

Norman Patchell

Safety Director
H.O.Bouchard,Inc.

Dashcam Violations 2020

23 Written Warnings (45 – 2019)

13 Handheld Cellphone (17 – 2019)

6 Seatbelt Not Fastened (17 – 2019)

4 Improper Seatbelt Use (10 – 2019)

5 Loss of Safety Day (4 – 2019)

3 Handheld Cellphone (3 – 2019)

2 Improper Seatbelt Use (1 – 2019)

Week off without pay (0 – 2019)

1 Handheld cellphone

What comes after week off without pay? Termination

Dashcam Violations 2021

3 – Written Warnings

2 – Seatbelt Not Fastened

1 – Cellphone Use

3 – Loss of Safety Day

1 – Seatbelt Not Fastened

2 – Cellphone Use

0 – Week Off Without Pay

0 – Termination of Employment

QUESTIONS?



normanp@hobouchard.com

Office 207-850-7956

Cell 207-478-8733