



MAINE TURNPIKE AUTHORITY
E-ZPASS BUSINESS ACCOUNT
VEHICLE REFERENCE CODE CHART

Please use this chart to determine the appropriate Vehicle Reference Codes required to complete the Tag Purchase & Prepaid Balance Worksheet for your E-ZPass Business Account Application.


**Automobile/Sport Utility Vehicle
with possible trailer**

Type and Description of Vehicle 	Vehicle Ref. Code
2 axles, 4 tires (up to 7,000 lbs.)	72
3 axles, 6 tires (up to 7,000 lbs.)	76
4 axles, 8 tires (up to 7,000 lbs.)	80
5 axles, 10 tires (up to 7,000 lbs.)	84


Motorcycle with possible sidecar or trailer

Type and Description of Vehicle 	Vehicle Ref. Code
2 axles, 2 tires (up to 7,000 lbs.)	136
3 axles, 3 tires (up to 7,000 lbs.)	140
4 axles, 4 or more tires (up to 7,000 lbs.)	144


Pick-Up Truck with possible trailer

Type and Description of Vehicle 	Vehicle Ref. Code
(For other trucks see reverse side)	
2 axles, 4 tires (up to 7,000 lbs.)	200
2 axles, 4 tires (over 7,000 lbs.)	202
2 axles, 6 tires (up to 7,000 lbs.)	201
2 axles, 6 tires (over 7,000 lbs.)	203
3 axles, 6 tires (up to 7,000 lbs.)	204
3 axles, 6 tires (over 7,000 lbs.)	206
3 axles, 8 or more tires (up to 7,000 lbs.)	205
3 axles, 8 or more tires (over 7,000 lbs.)	207
4 axles, 8 tires (up to 7,000 lbs.)	208
4 axles, 8 tires (over 7,000 lbs.)	210
4 axles, 10 tires or more (up to 7,000 lbs.)	209
4 axles, 10 tires or more (over 7,000 lbs.)	211
5 axles, 10 tires (up to 7,000 lbs.)	212
5 axles, 10 tires (over 7,000 lbs.)	214
5 axles, 12 tires or more (up to 7,000 lbs.)	213
5 axles, 12 tires or more (over 7,000 lbs.)	215


Passenger/Cargo Van

Type and Description of Vehicle 	Vehicle Ref. Code
2 axles, 4 tires (up to 7,000 lbs.)	264
2 axles, 4 tires (over 7,000 lbs.)	266
2 axles, 6 tires (up to 7,000 lbs.)	265
2 axles, 6 tires (over 7,000 lbs.)	267
3 axles, 6 tires (up to 7,000 lbs.)	268
3 axles, 6 tires (over 7,000 lbs.)	270
3 axles, 8 or 10 tires (up to 7,000 lbs.)	269
3 axles, 8 or 10 tires (over 7,000 lbs.)	271


Minibus/Team Van/Stretch Limo

Type and Description of Vehicle 	Vehicle Ref. Code
(Seating 10-15 passengers)	
2 axles, 4 tires (up to 7,000 lbs.)	328
2 axles, 4 tires (over 7,000 lbs.)	330
2 axles, 6 tires (up to 7,000 lbs.)	329
2 axles, 6 tires (over 7,000 lbs.)	331
3 axles, 6 tires (up to 7,000 lbs.)	332
3 axles, 6 tires (over 7,000 lbs.)	334
3 axles, 8 or 10 tires (up to 7,000 lbs.)	333
3 axles, 8 or 10 tires (over 7,000 lbs.)	335


Bus

Type and Description of Vehicle 	Vehicle Ref. Code
(Seating 16 + passengers)	
2 axles, 4 tires (up to 7,000 lbs.)	392
2 axles, 4 tires (over 7,000 lbs.)	394
2 axles, 6 tires (up to 7,000 lbs.)	393
2 axles, 6 tires (over 7,000 lbs.)	395
3 axles, 6 tires (up to 7,000 lbs.)	396
3 axles, 6 tires (over 7,000 lbs.)	398
3 axles, 8 or 10 tires (up to 7,000 lbs.)	397
3 axles, 8 or 10 tires (over 7,000 lbs.)	399
4 axles, 8 tires (up to 7,000 lbs.)	400
4 axles, 8 tires (over 7,000 lbs.)	402
4 axles, 10 or more tires (up to 7,000 lbs.)	401
4 axles, 10 or more tires (over 7,000 lbs.)	403


Recreational Vehicle (RV) or Motorhome

Type and Description of Vehicle 	Vehicle Ref. Code
2 axles, 4 tires (up to 7,000 lbs.)	456
2 axles, 4 tires (over 7,000 lbs.)	458
2 axles, 6 tires (up to 7,000 lbs.)	457
2 axles, 6 tires (over 7,000 lbs.)	459
3 axles, 6 tires (up to 7,000 lbs.)	460
3 axles, 6 tires (over 7,000 lbs.)	462
3 axles, 8 or 10 tires (up to 7,000 lbs.)	461
3 axles, 8 or 10 tires (over 7,000 lbs.)	463
4 axles, 8 tires (up to 7,000 lbs.)	464
4 axles, 8 tires (over 7,000 lbs.)	466
4 axles, 10 or more tires (up to 7,000 lbs.)	465
4 axles, 10 or more tires (over 7,000 lbs.)	467

Truck

Type and Description of Vehicle 	Vehicle Ref. Code
2 axles, 4 tires (up to 7,000 lbs.)	520
2 axles, 4 tires (over 7,000 lbs.)	522
2 axles, 6 tires (up to 7,000 lbs.)	521
2 axles, 6 tires (over 7,000 lbs.)	523
3 axles, 6 tires (up to 7,000 lbs.)	524
3 axles, 6 tires (over 7,000 lbs.)	526
3 axles, 8 or 10 tires (up to 7,000 lbs.)	525
3 axles, 8 or 10 tires (over 7,000 lbs.)	527
4 axles, 8 tires (up to 7,000 lbs.)	528
4 axles, 8 tires (over 7,000 lbs.)	530
4 axles, 10 or more tires (up to 7,000 lbs.)	529
4 axles, 10 or more tires (over 7,000 lbs.)	531
5 axles, 10 tires (up to 7,000 lbs.)	532
5 axles, 10 tires (over 7,000 lbs.)	534
5 axles, 12 or more tires (up to 7,000 lbs.)	533
5 axles, 12 or more tires (over 7,000 lbs.)	535
6 axles, 12 tires (up to 7,000 lbs.)	536
6 axles, 12 tires (over 7,000 lbs.)	538
6 axles, 14 or more tires (up to 7,000 lbs.)	537
6 axles, 14 or more tires (over 7,000 lbs.)	539
7 axles, 14 tires (up to 7,000 lbs.)	540
7 axles, 14 tires (over 7,000 lbs.)	542
7 axles, 16 or more tires (up to 7,000 lbs.)	541
7 axles, 16 or more tires (over 7,000 lbs.)	543


Auto Transporter*

Type and Description of Vehicle 	Vehicle Ref. Code
3 axles (up to 65')	591
4 axles (up to 65')	595
5 axles (up to 65')	599
6 axles (up to 65')	603
7 axles (up to 65')	607
4 axles (over 65')	659
5 axles (over 65')	663
6 axles (over 65')	667
7 axles (over 65')	671


Note:

Should your vehicle not conform to one of the descriptions listed, please contact the Maine Turnpike E-ZPass Business Department at 1-888-MTA-PASS (1-888-682-7277).


Tractor Trailer Combination*

Type and Description of Vehicle 	Vehicle Ref. Code
3 axles (trailer up to 48')	719
4 axles (trailer up to 48')	723
5 axles (trailer up to 48')	727
6 axles (trailer up to 48')	731
7 axles (trailer up to 48')	735
3 axles (trailer over 48')	783
4 axles (trailer over 48')	787
5 axles (trailer over 48')	791
6 axles (trailer over 48')	795
7 axles (trailer over 48')	799

Tractor/Mobile Home Combination*

Type and Description of Vehicle 	Vehicle Ref. Code
3 axles	1103
4 axles	1107
5 axles	1111
6 axles	1115
7 axles	1119
8 axles	1123
9 axles	1127
10 axles	1131

Tandem Trailer Combination*

Type and Description of Vehicle 	Vehicle Ref. Code
(Tractor with 2 Trailers)	
5 axles, 2 trailers (ea. up to 28 1/2')	855
6 axles, 2 trailers (ea. up to 28 1/2')	859
7 axles, 2 trailers (ea. up to 28 1/2')	863
8 axles, 2 trailers (ea. up to 28 1/2')	867
9 axles, 2 trailers (ea. up to 28 1/2')	871
10 axles, 2 trailers (ea. up to 28 1/2')	875
5 axles, 2 trailers (1 over 28 1/2')	983
6 axles, 2 trailers (1 over 28 1/2')	987
7 axles, 2 trailers (1 over 28 1/2')	991
8 axles, 2 trailers (1 over 28 1/2')	995
9 axles, 2 trailers (1 over 28 1/2')	999
10 axles, 2 trailers (1 over 28 1/2')	1003
5 axles, 2 trailers (ea. over 28 1/2')	919
6 axles, 2 trailers (ea. over 28 1/2')	923
7 axles, 2 trailers (ea. over 28 1/2')	927
8 axles, 2 trailers (ea. over 28 1/2')	931
9 axles, 2 trailers (ea. over 28 1/2')	935
10 axles, 2 trailers (ea. over 28 1/2')	939

* All vehicles in this type are classified as having dual rear wheels and a Gross Vehicle Weight (GVW) greater than 7,000 lbs.